



JOURNAL OF PHARMACEUTICAL SCIENCE AND BIOSCIENTIFIC RESEARCH (JPSBR)

(An International Peer Reviewed Pharmaceutical Journal that Encourages Innovation and Creativities)

A Study to Assess the Effects of Educational Intervention Regarding Nipah Virus Infection Among Bachelor Level Nursing Students

Mukesh Kumar Rangari

Vice principal, University College of Nursing R.K.D.F. University Bhopal, Madhya Pradesh, India

Article history:

Received 10 Jun 2019

Accepted 22 Aug 2019

Available online 30 Aug 2019

Citation:

Rangari M., A Study to Assess the Effects of Educational Intervention Regarding Nipah Virus Infection Among Bachelor Level Nursing Students *J Pharm Sci Bioscientific Res.* 2019. 9(4):208-211

*For Correspondence:

Mukesh Kumar Rangari

Vice principal, University College of Nursing R.K.D.F. University Bhopal, Madhya Pradesh, India.

www.jpsbr.org

ABSTRACT:

Background of the study: Bachelor level nursing students have less knowledge on Nipah Virus. Nipah virus (NiV) infection is a zoonotic disease. The natural host of Nipah virus is fruit bats of Pteropodidae family. Case fatality of NiV infection ranges from 40-75%. There are currently no vaccines approved for human use. Thus, it is necessary to raise their knowledge level regarding NiV infection. Aims: The main objective of the study to assess the knowledge regarding Nipah virus infection among the nursing students before and after educational intervention. Methodology: Pre-experimental one group pre-test design was used among 70 nursing students from University College of nursing. Self-administered questionnaire consisting demographic characteristics and knowledge regarding NiV infection was used before and after an educational intervention. Result: Collected data were analyzed by using descriptive and inferential statistics. The result of the study reveals that, in pre-test 64.25% of respondents had inadequate knowledge level 27.14% respondents have moderate level of knowledge and 8.57% respondents had adequate knowledge on Nipah Virus Infection. In Post-test 48.57% respondents had adequate knowledge 41.43% had moderate knowledge and 10% respondents had inadequate knowledge on Nipah Virus Infection. Interpretation and Conclusion: significant difference was found between the pre-test and post- test knowledge levels among bachelor level nursing students. This study stipulates most of the respondents had inadequate knowledge before educational intervention and all the most of the respondents had satisfactory knowledge after educational intervention. Thus, the study cease that in order to raise the knowledge of nursing students on emerging disease education intervention will be beneficial.

KEY WORDS: Nipah Virus, Niv, Pteropodidae, Educational Intervention, Bachelor Level Nursing Students.

INTRODUCTION

Nipah infection (NiV) is a kind of RNA infection, an individual from the family paramyxoviridae, genus Henipavirus and is identified with Hendra infection that taints horses. It is a zoonotic infection which requires direct contact with a contaminated host for the spread. The normal host of the infection are natural product bats of the pteropodidae family. The brooding time of NiV disease differs from five to 14 days. The casualty rate evaluated by world health organization (WHO) ranges from 40-75.

However, WHO features that this rate may shift contingent upon observation limits associated with the flare-up WHO added NiV contamination to its rundown of "need maladies" prior this year, along with all the more notable condition like Ebola, Zika and SARS. Within 24 hours of disease, the infection influences the focal sensory system and the patient may create trance like state, inside 48 hours the patient may bite the dust or whenever endure will have a huge neurological disorder. NiV contamination in human has a scope of clinical presentation, from

asymptomatic contamination to intense respiratory disorder and fetal encephalitis. NiV is likewise fit for causing sickness in pigs and other local creatures. There is no antibody for either people or creatures. The essential treatment for people cases is serious steady care. A one wellbeing approach that considers people, residential and Peri-local creatures and the earth is required to control the infection affectively.

The current study is focused to assess the knowledge regarding Nipah virus infection among the nursing students before and after educational intervention.

The assessment of the association regarding Nipah virus infection among the nursing students before and after educational intervention and the comparison between pre-test and post-test regarding Nipah virus infection among the nursing students before and after educational intervention is also focused to find out.

The educational Intervention regarding Nipah virus infection among the nursing students before and after educational intervention is also provided.

HYPOTHESES:

H0=There will not be significant increase in respondent’s level of knowledge regarding Nipah virus infection after educational intervention.

H1= There will be significant increases in respondent’s level of knowledge regarding Nipah virus infection after educational intervention.

STUDY VARIABLES:

Dependent Variables: knowledge regarding Nipah Virus Infection.

Independent Variables:age, occupation, working experience, educational intervention.

METHODOLOGY:

Research Approach

Evaluative approach was used to carry out the study.

Research Design

One group pre-test design was used.

Setting

Study conducted in University College of nursing R.K.D.F. University Bhopal.

Population

The population of the present study consists of the bachelor level nursing students who are studying in the university college of nursing at R.K.D.F. University Bhopal Madhya Pradesh.

Sample

The sample of the present study consists of bachelor level nursing students studying in the university college of nursing at R.K.D.F. University Bhopal Madhya Pradesh.

Sample Size

The sample size of the present study comprises 70 students of bachelor level nursing program.

Sampling Technique

Simple random sampling technique was adopted to select the sample.

Method of Data Collection

Self-Administered questionnaire was used to collect the data.

DATA ANALYSIS AND INTERPRETATION OF RESULTS

Table 1 Knowledge Score Interpretation

Category	Value
Adequate Knowledge	>75%(21-30)
Moderate Knowledge	51-75% (11-20)
Inadequate Knowledge	<50% (1-10)

Section – 1

Levels of Pre-Test Knowledge Score Among Nursing Students on Nipah Virus Infections

Table 2 Levels of Pre-Test Knowledge Score Among Nursing Students on Nipah Virus Infections N=70

LEVELS OF KNOWLEDGE	SCORE RANGE	FREQUENCY (f)	PERCENTAGE (%)
Inadequate Knowledge	<50% (1-10)	45	64.25
Moderate Knowledge	51-75% (11-20)	19	27.14
Adequate Knowledge	>75%(21-30)	6	8.57

The above table depict that among 70 bachelor level nursing students, the majority of respondents 64.25% had inadequate knowledge whereas 27.14 had moderate level of knowledge and only 8.57% respondents had adequate

knowledge on Nipah Virus infection. Figure: levels of pre-test knowledge score among bachelor level nursing students on Nipah Virus infections.

Section – 2

LEVELS OF POST-TEST KNOWLEDGE SCORE AMONG NURSING STUDENTS ON NIPAH VIRUS INFECTIONS

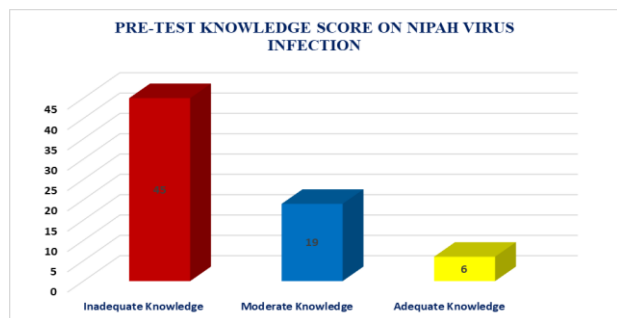


Figure 1 Levels of post-test knowledge score among nursing students on nipah virus infections

Table 3 Levels of knowledge

LEVELS OF KNOWLEDGE	SCORE RANGE	FREQUENCY (f)	PERCENTAGE (%)
Inadequate Knowledge	<50% (1-10)	7	10
Moderate Knowledge	51-75% (11-20)	29	41.43
Adequate Knowledge	>75%(21-30)	34	48.57

The above table depicts that among 70 bachelor level students, the majority of respondents 48.57% had adequate knowledge whereas 41.23% had moderate knowledge and 10% respondents had inadequate level of knowledge.

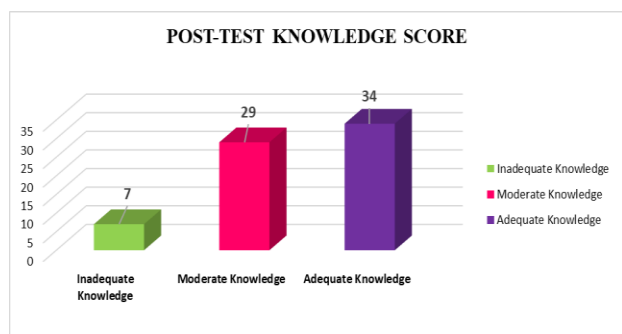


Figure 2 Levels of post-test knowledge score among bachelor level nursing students on Nipah virus infections.

Section – 3

COMPARISON OF PRE-TEST AND POST-TEST KNOWLEDGE SCORE AMONG NURSING STUDENTS ON NIPAH VIRUS INFECTIONS

Table 4 comparison between pre-test knowledge and post- test knowledge on Nipah virus Infection among bachelor level nursing students

VARIABLES	INADEQUATE KNOWLEDGE		MODERATE KNOWLEDGE		ADEQUATE KNOWLEDGE	
	Frequency	%	Frequency	%	Frequency	%
PRE-TEST KNOWLEDGE SCORE	45	64.25	19	27.14	6	8.57
POST-TEST KNOWLEDGE SCORE	7	10	29	41.43	34	48.57

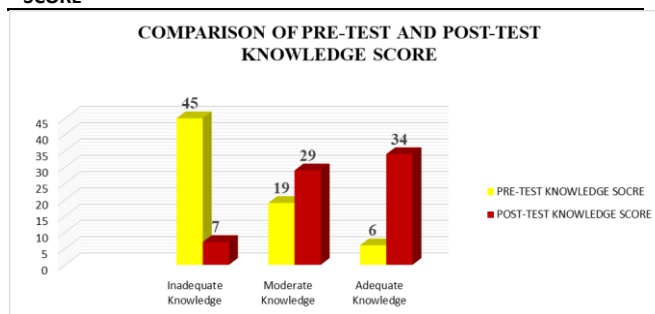


Figure 3 Comparisons of pre-test and post test knowledge score of bachelor level nursing students on Nipah Virus Infection.

DISCUSSION

- To assess the knowledge regarding Nipah virus infection among the nursing students before and after educational intervention.**

The results of pre-test of score depict that 64.25% respondents had inadequate knowledge regarding about Nipah virus infection.

- To assess the association regarding Nipah virus infection among the nursing students before and after educational intervention.**

From the results of our study, we found that the knowledge level of the bachelor level nursing students in pre-test is inadequate i.e. 64.25% respondents had inadequate knowledge and 27.14% of the respondents had moderate knowledge, but after the educational intervention regarding Nipah Virus Infections, post- test revealed the increased knowledge level i.e. 48.57% of the respondents had adequate knowledge level and 41.43% respondents

had moderate level of knowledge. This shows that educational intervention regarding Nipah Virus Infection was effective for them.

3. To provide educational Intervention regarding Nipah virus infection among the nursing students before and after educational intervention.

The researcher collected material regarding Nipah Virus Infections for education intervention from various resources like Books, Journals, Magazines, Newspaper and Internet and then the materials were refined and organized and it was validated by the expertise then slides were prepared for educational intervention.

RECOMMENDATION

- Knowledge regarding emerging disease should be provided to the nursing students are nurses periodically.
- Mass awareness on Nipah virus infection is required throughout the nursing profession.
- Further research studies are needed to be conducted regarding Nipah Virus infection among various groups using large sample.

CONCLUSION

Nipah infection (NiV) is a kind of RNA infection, an individual from the family paramyxoviridae, genus Henipavirus and is identified with Hendra infection that taints horses. It is a zoonotic infection which requires direct contact with a contaminated host for the spread. The normal host of the infection are natural product bats of the pteropodidae family. Result of this study stipulates most of the respondents had inadequate knowledge before educational intervention and all the respondents had satisfactory knowledge after educational intervention. Thus, the study ceases that in order to raise the knowledge of nursing students on emerging disease education intervention will be beneficial.

REFERENCES:

1. A. C, Sazzad HMS, Hossain MJ, Islam MS, Parveen S, Husain M, et al. Evolving epidemiology of Nipah virus infection in Bangladesh: evidence from outbreaks during 2010–2011. PMC. 2017 January.
2. Geisbert TW, Mire CE, Geisbert JB, Chan YP, Agans KN, Feldmann F, et al. Therapeutic Treatment of Nipah Virus Infection in Nonhuman Primates with a Neutralizing Human Monoclonal Antibody. PMC. 2015 June 15.
3. Crameri G, Wang LF, Morrissy C, White J, Eaton BT. A rapid immune plaque assay for the detection of Hendra and Nipah viruses and anti-virus antibodies. J Virol Methods. 2002.
4. Davis PC. Nipah Virus Infection. MedicineNet.com. 2018 May 25.
5. Colleen N. Nipah in Bangladesh. The Disease Daily. 2015 April 12.
6. Miller K. Nipah is rare, but infectious disease experts are keeping an eye on it. 2018 May
7. Aster MIMS. Nipah Virus - The Facts You Need to Know. 2018 May 24.
8. WHO. Nipah virus infection. Emergencies preparedness, response. .
9. Gupta S, Thakur A. Nipah death toll rises to 16, but end of outbreaking might be near. CNN. 2018 July 4.
10. Rahman PM, Husain DMM. National Guideline for Management, Prevention and Control of Nipah Virus Infection including Encephelitis. 2011 December.
11. Centers of Disease Control and Prevention. Nipah Virus (NiV). 2018 May 30.
12. Kulkarni DD, Tosh C, Venkatesh G, Kumar DS. Nipah virus infection: current scenario. PMC. 2013 November 7.
13. Money control. Nipah virus: Third outbreak in India, here's why deadly virus has re-emerged. 2018 May 28.
14. Goh KJ, Tan CT, Chew NK, Tan PSK, Kamarulzaman A, Sarji SA, Wong KT, Abdullah BJ, Chua KB, Lam SK. Clinical features of Nipah virus encephalitis among pig farmers in Malaysia. New Engl J Med.

